

# FACTS

## Forestry



### Industry Highlights

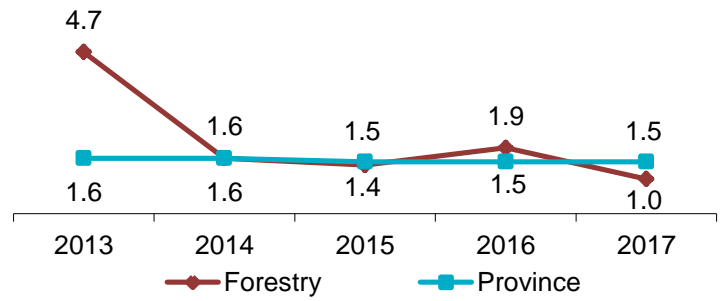
The Forestry Industry includes sectors such as wood harvesting, pulp and paper mills, and silviculture.

Between 2013 and 2017, annual average employment increased by 183.3%, from 600 to 1,700 in the industry.

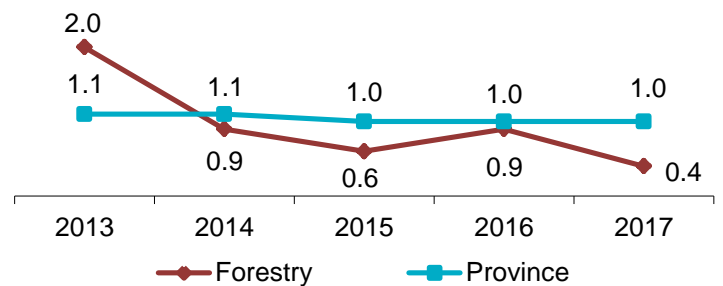


## Industry Facts 2017

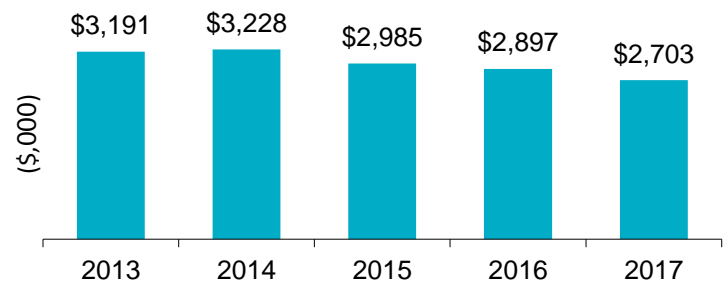
Lost-time Incidence Rate/100 Employees



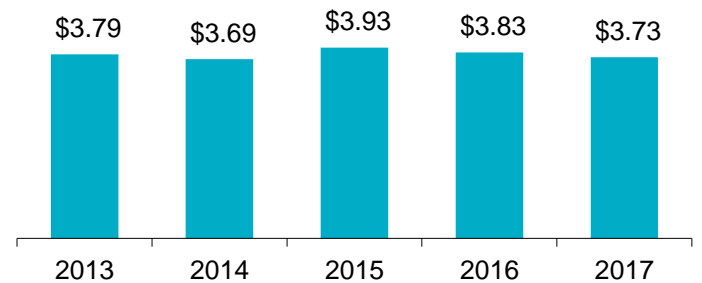
Soft Tissue Incidence Rate/100 Employees



Total Claim Payments



Average Assessment Rate



For more information

Contact WorkplaceNL at: 709.778.1552 or 1.800.563.9000

**WorkplaceNL**

Health | Safety | Compensation

# FACTS

## Forestry Industry Highlights *continued*

### Forestry

### Province

	2013	2014	2015	2016	2017	2013	2014	2015	2016	2017
Lost-time	28	22	23	25	17	3,785	3,761	3,594	3,560	3,356
Health Care Only	10	10	11	10	17	1,683	1,563	1,443	1,621	1,561
Fatalities	0	1	0	0	0	30	29	24	13	25
Paid Weeks (000's)	5.9	5.6	5.0	4.6	4.4	259.7	260.1	254.3	247.4	243.5

### Lost-time claims by top 5 type of accidents, 2013-2017

Type of Accident	% Total Lost-time Claims
Fall to floor, walkway, or other surface	10%
Struck by object	7%
Caught in or compressed by equipment/objects	7%
Struck by falling object	6%
Overexertion in pulling or pushing objects	6%

### Lost-time claims by top 5 nature of injuries, 2013-2017

Nature of Injury	% Total Lost-time Claims
Sprains, strains, tears, unspecified	29%
Fractures	16%
Bruises, contusions	8%
Cuts, lacerations	8%
Back pain, hurt back	7%

### Lost-time claims by top 5 parts of body injured, 2013-2017

Body Part	% Total Lost-time Claims
Multiple body parts	16%
Lumbo-sacral region	13%
Finger(s), fingernail(s), unspecified	8%
Ankle(s)	6%
Knee(s)	6%

### Lost-time claims by top 5 occupations, 2013-2017

Occupations	% Total Lost-time Claims
Labour wood pulp paper process	21%
Heavy equipment operator-except crane	8%
Construction trades helpers labourers	8%
Truck drivers	6%
Papermaker & finishing machine operator	6%

Health and Safety Advisor – Dave Peddle [t 709.489.1637](tel:709.489.1637) [e dave.peddle@workplacenc.ca](mailto:dave.peddle@workplacenc.ca)

**For more information**

Contact WorkplaceNL at: 709.778.1552 or 1.800.563.9000

**WorkplaceNL**

Health | Safety | Compensation