


# FACTS

## Forestry



### Industry Highlights

The Forestry Industry includes sectors such as wood harvesting, pulp and paper mills, and silviculture.

Between 2014 and 2018, there were fluctuations in the annual average employment\* in the industry. However, in 2018 employment returned to the 2014 level of 1,400.

**32.1%**

of lost-time claims are related to sprains and strains in 2018

**FORESTRY**

Fall from heights rate

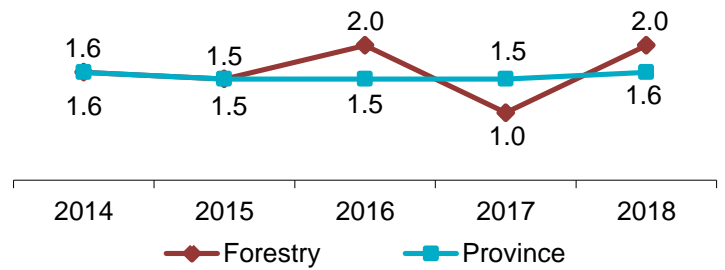
**14.3**

in 2018 compared to provincial rate of 7.0

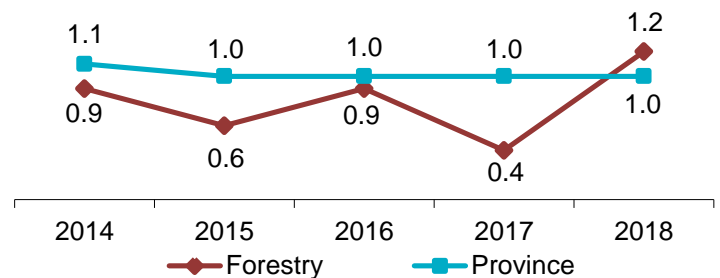
\*Source: Statistics Canada

## Industry Facts 2018

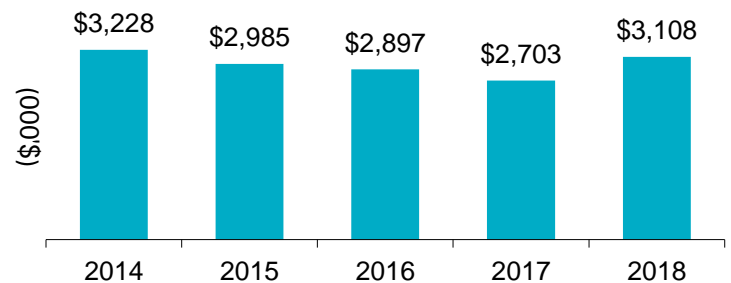
Lost-time Incidence Rate/100 Employees



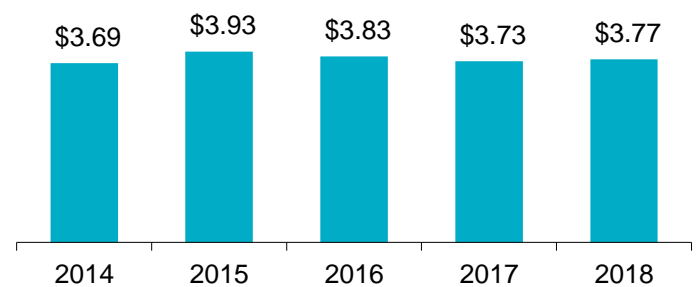
Soft Tissue Incidence Rate/100 Employees



Total Claim Payments



Average Assessment Rate



For more information

Contact WorkplaceNL at: 709.778.1552 or 1.800.563.9000  
w workplacenl.ca

**WorkplaceNL**

Health | Safety | Compensation

# FACTS

## Forestry Industry Highlights *continued*

### Forestry

### Province

	2014	2015	2016	2017	2018	2014	2015	2016	2017	2018
Lost-time	22	25	26	17	28	3,793	3,640	3,601	3,386	3,522
Health Care Only	10	11	10	17	8	1,563	1,443	1,621	1,561	1,697
Fatalities	1	0	0	0	0	29	24	13	25	36
Paid Weeks (000's)	5.6	5.0	4.6	4.4	4.8	260.1	254.3	247.4	243.5	244.3

### Lost-time claims by top 5 type of accidents, 2014-2018

Type of Accident	% Total Lost-time Claims
Fall to floor, walkway, or other surface	11%
Struck by object	7%
Bending/climbing/crawling/reaching/twisting	7%
Overexertion in pulling or pushing objects	7%
Caught in/compressed by equipment/objects	7%

### Lost-time claims by top 5 nature of injuries, 2014-2018

Nature of Injury	% Total Lost-time Claims
Sprains, strains, tears	29%
Fractures	13%
Back pain, hurt back	8%
Cuts, lacerations	7%
Bruises, contusions	7%

### Lost-time claims by top 5 parts of body injured, 2014-2018

Body Part	% Total Lost-time Claims
Multiple body parts	16%
Lumbo-sacral region	11%
Knee(s)	7%
Finger(s), fingernail(s)	7%
Ankle(s)	6%

### Lost-time claims by top 5 occupations, 2014-2018

Occupations	% Total Lost-time Claims
Labour wood pulp paper process	18%
Heavy equipment operator-except crane	9%
Papermaker & finishing machine operator	7%
Material handlers	7%
Construction trades helpers labourers	7%

e [safety@workplacenl.ca](mailto:safety@workplacenl.ca)

### For more information

Contact WorkplaceNL at: 709.778.1552 or 1.800.563.9000  
w [workplacenl.ca](http://workplacenl.ca)

# WorkplaceNL

Health | Safety | Compensation