









# STANDARD OPERATING PROCEDURES FOR SAFETY

## WOOD LOADER OPERATOR SAFE WORK PRACTICE

<p>Be involved in your pre-shift safety talk.</p>		<p>Always be aware of the location of other equipment and employees working with you, <b>STOP</b> if unsure.</p>
<p>Always perform a walk around inspection before and after each shift.</p>		<p>Always follow <b>Call in/Call out</b> procedures when entering or exiting the cab.</p>
<p>Never operate the machine if a <b>“Lock out/Tag out”</b> sign is posted.</p>		<p>Always shut down equipment and remove any source of ignition when refueling <b>NEVER</b> leave nozzle unattended.</p>
<p>Always wear your <b>PPE</b> and wear your seatbelt.</p>		<p>Know how to activate fire suppression system and location of fire extinguishers, Inspect regularly.</p>
<p>Always face machine and maintain <b>three point contact</b> when entering or exiting your machine.</p>		<p>Keep your eyes on the task, and <b>NEVER</b> load truck if employees are within your danger zone.</p>
<p>Always follow <b>SOPs</b> (standard operating procedures)</p>		<p><b>Work right the first time, safely every time!</b></p>