









STANDARD OPERATING PROCEDURES FOR SAFETY

DOZER OPERATOR SAFE WORK PRACTICE

<p>Always participate in pre-shift safety talk.</p>		<p>Always Call in/Call out when entering or exiting the cab.</p>
<p>Always do a circle check of equipment before and after each shift.</p>		<p>Know how to activate fire suppression system if installed and know location of fire extinguishers, inspect regularly.</p>
<p>Always face machine and maintain three point contact when entering or exiting equipment.</p>		<p>Always be alert and aware of other people and equipment in area.</p>
<p>Always wear appropriate PPE and seatbelt.</p>		<p>Be aware of Heat Stress and know location of first aid kit and spill kit, inspect regularly.</p>
<p>Always shut down equipment and remove any sources of ignition when refueling. NEVER leave nozzle unattended.</p>		<p>Always follow SOPs (standard operating procedures)</p>
<p>Never operated machine if “Lock out/Tag out” sign is posted.</p>		<p>Safety rules are the best tools.</p>