

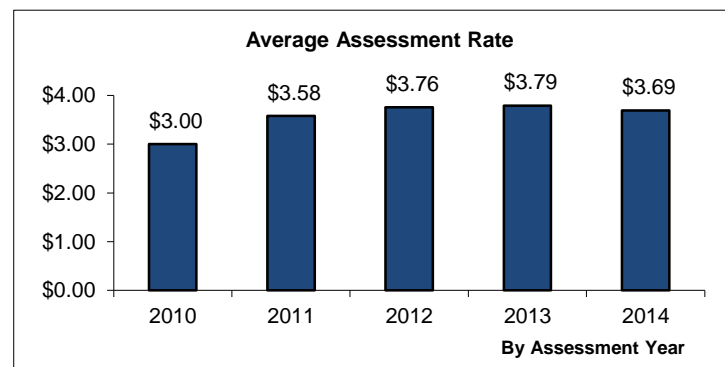
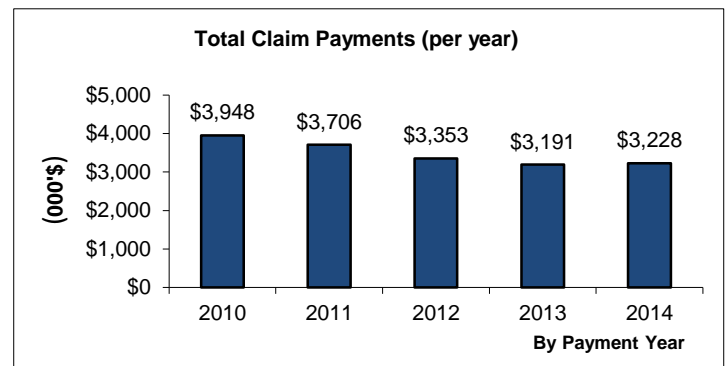
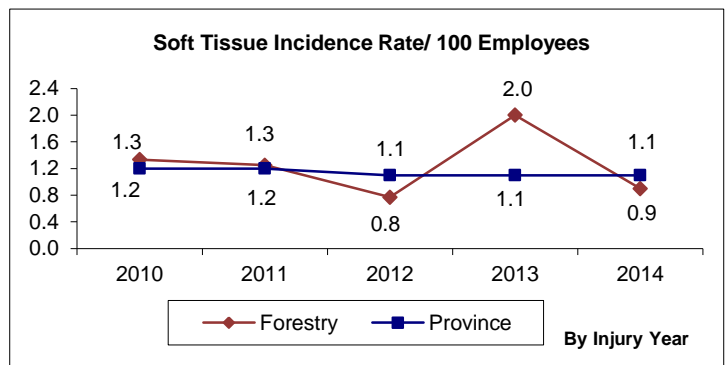
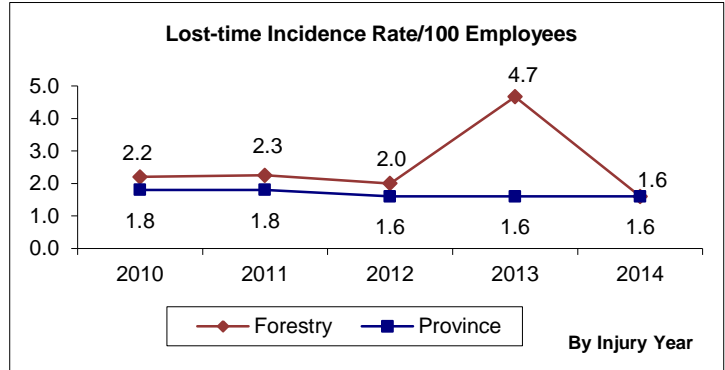


The Forestry Industry includes sectors such as: wood harvesting, pulp and paper mills, and silviculture.

Between 2010 and 2014, annual average employment decreased by 7%, from 1,500 to 1,400 in the industry.

By the end of 2014, 503 people had completed the Occupational Health and Safety Committee or Worker Health and Safety Representative/ Designate Certification Training.

The Workplace Health, Safety and Compensation Commission encourages and promotes injury prevention and health and safety programs in all workplaces and provides injured workers, their dependants and employers a no fault injury insurance program that fosters return to work and efficient disability management.



Injury Highlights

Year	Forestry					Province				
	2010	2011	2012	2013	2014	2010	2011	2012	2013	2014
Lost-time (Injury Year)	33	36	26	28	22	4,012	4,070	3,735	3,785	3,761
Health Care Only (Injury Year)	21	16	17	10	10	2,137	1,937	1,768	1,683	1,563
Fatalities (Accepted Year)	0	0	0	0	1	32	33	26	30	29
Paid Weeks (000's) (Payment Year)	7.1	6.8	6.3	5.9	5.6	266.1	263.8	262.6	259.7	260.1

Forestry Lost-time Claims by top 5 Type of Accidents, 2010-2014

Type of Accident	% Total Lost-time Claims
Fall to floor, walkway, or other surface	11%
Overexertion in lifting	9%
Struck by object	7%
Struck by falling object	7%
Overexertion in pulling or pushing objects	6%

Forestry Lost-time Claims by top 5 Nature of Injuries, 2010-2014

Nature of Injury	% Total Lost-time Claims
Sprains, strains, tears, unspecified	31%
Fractures	14%
Cuts, lacerations	8%
Back pain, hurt back	7%
Bruises, contusions	7%

Forestry Lost-time Claims by top 5 Parts of Body Injured, 2010-2014

Body Part	% Total Lost-time Claims
Multiple body parts	14%
Lumbo-sacral region	9%
Ankle(s)	7%
Shoulder, including clavicle, scapula & trapezius	7%
Finger(s), fingernail(s), unspecified	7%

Forestry Lost-time Claims by top 5 Occupations, 2010-2014

Occupations	% Total Lost-time Claims
Labour wood pulp paper processing	18%
Logging & forestry labourers	10%
Construction trades helpers labourers	9%
Heavy equipment operator-except crane	6%
Truck drivers	5%

Your industry Health & Safety Advisor – Dave Peddle

Contact details: Telephone: 709-489-1637 Email: dave.peddle@whsc.nl.ca

Your industry Safety Association – FSANL – Forestry Safety Association of Newfoundland & Labrador

Contact details: Telephone: 1-888-681 SAFE (7233) Website: nlforestsafety.ca

For questions regarding any of the above statistics, contact the Workplace Health, Safety and Compensation Commission at: 709-778-1552 or 1-800-563-9000

