









STANDARD OPERATING PROCEDURES FOR SAFETY

EXCAVATOR OPERATOR SAFE WORK PRACTICE

| | | |
|--|--|---|
| <p>Be involved in your morning safety talk.</p> |  | <p>Keep your eyes on the task. Always <u>Call in/Call out</u> when entering and exiting the cab.</p> |
| <p>Always perform circle check of equipment before and after each shift.</p> |  | <p>Use the bucket for extra stability and support when loading and unloading from the float.</p> |
| <p>Never operate the machine if a “<u>Lock out/Tag out</u>” sign is posted.</p> |  | <p>Always shut down engine before refueling, NEVER leave nozzle unattended.</p> |
| <p>Always wear appropriate <u>PPE</u> and seatbelt.</p> |  | <p>Always face the machine and use <u>three point contact</u> when entering or exiting the cab.</p> |
| <p>Always be aware of the location of other equipment and employees working with you, <u>STOP</u> if unsure.</p> |  | <p>Always follow <u>SOPs</u> (standard operating procedures)</p> |
| <p>Always shut machine down and get out to inspect conditions you are unsure of. Maintain eye contact with spotter when lifting objects.</p> |  | <p>Work right the first time, safely every time!</p> |