

FACTS

Forestry



Industry Highlights

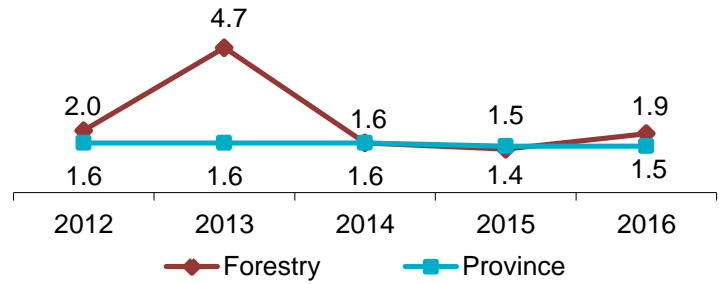
The Forestry Industry includes sectors such as wood harvesting, pulp and paper mills, and silviculture.

Between 2012 and 2016, annual average employment remained unchanged at 1,300 in the industry.

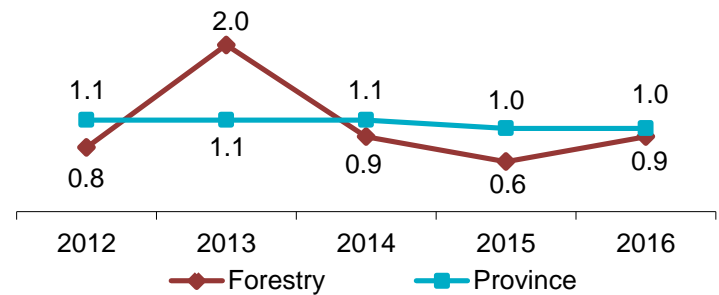


Industry Facts 2016

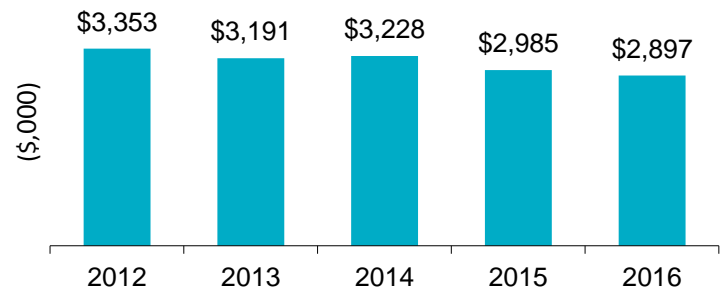
Lost-time Incidence Rate/100 Employees



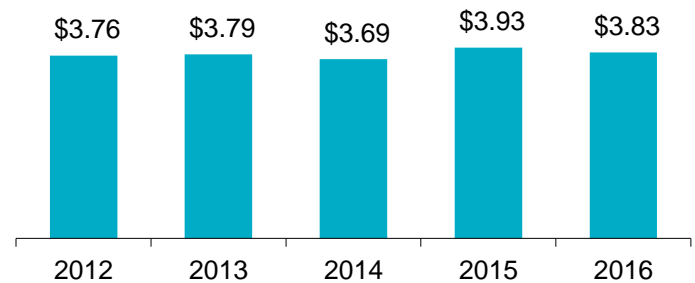
Soft Tissue Incidence Rate/ 100 Employees



Total Claim Payments



Average Assessment Rate



For more information

Contact WorkplaceNL at: 709.778.1552 or 1.800.563.9000

WorkplaceNL

Health | Safety | Compensation

FACTS

Forestry Industry Highlights *continued*

Forestry

Province

	2012	2013	2014	2015	2016	2012	2013	2014	2015	2016
Lost-time	26	28	22	23	25	3,735	3,785	3,761	3,594	3,560
Health Care Only	17	10	10	11	10	1,768	1,683	1,563	1,443	1,562
Fatalities	0	0	1	0	0	26	30	29	24	13
Paid Weeks (000's)	6.3	5.9	5.6	5.0	4.6	262.6	259.7	260.1	254.3	247.4

Lost-time claims by top 5 type of accidents, 2012-2016

Type of Accident	% Total Lost-time Claims
Struck by falling object	9%
Caught in/compressed by equipment/objects	6%
Struck by object	6%
Fall to floor, walkway, or other surface	6%
Overexertion in lifting	6%

Lost-time claims by top 5 nature of injuries, 2012-2016

Nature of Injury	% Total Lost-time Claims
Sprains, strains, tears, unspecified	28%
Fractures	17%
Cuts, lacerations	8%
Back pain, hurt back	8%
Bruises, contusions	8%

Lost-time claims by top 5 parts of body injured, 2012-2016

Body Part	% Total Lost-time Claims
Multiple body parts	13%
Lumbo-sacral region	11%
Ankle(s)	9%
Finger(s), fingernail(s), unspecified	9%
Shoulder, clavicle, scapula, trapezius	5%

Lost-time claims by top 5 occupations, 2012-2016

Occupations	% Total Lost-time Claims
Labour wood pulp paper process	18%
Heavy equipment operator-except crane	10%
Logging & forestry labourers	9%
Material handlers	8%
Construction trades helpers labourers	6%

Health and Safety Advisor – Dave Peddle [t 709.489.1637](tel:709.489.1637) [e dave.peddle@workplacenc.ca](mailto:dave.peddle@workplacenc.ca)

For more information

Contact WorkplaceNL at: 709.778.1552 or 1.800.563.9000

WorkplaceNL

Health | Safety | Compensation